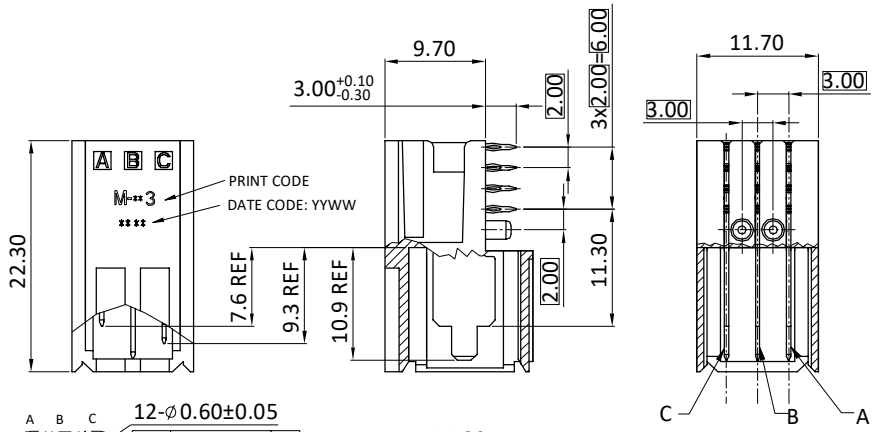

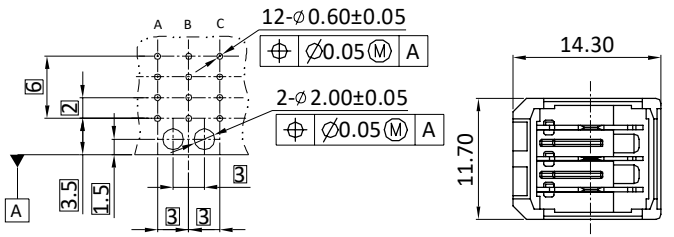

PCB. LAYOUT

NOTE:
1. ALL DIMENSION ARE MM.
2. MATERIAL:
   HOUSING: THERMOPLASTIC,94V-0,GRAY
   CONTACT: PHOSPHOR BRONZE OR HIGH CURRENT COPPER ALLOY
3. FINISH:(1)GOLD OVER PdNi IN CONTACT AREA PLATED;
   MATTE TIN OVER NICKEL IN OTHER AREA PLATED.
   (2)GOLD IN CONTACT AREA PLATED;
   MATTE TIN OVER NICKEL IN OTHER AREA PLATED.
4. PCB BOARD DIAMETER ∅0.60±0.05MM,THICKNESS: 3.0mm
5. RoHS DIRECTIVE COMPLIANCE.

PART NUMBER:

R - 8 0 3 M 8 1 X X X 0 0 3 X

0=NEXTRON
E=EDAC

MATERIALS (CONTACT)	
1	PHOSPHOR BRONZE
2	HIGH CURRENT COPPER ALLOY

CONTACT PLATING	
1	Gold Flash
2	PaNi+Gold 30u"

Contact Type
See Table

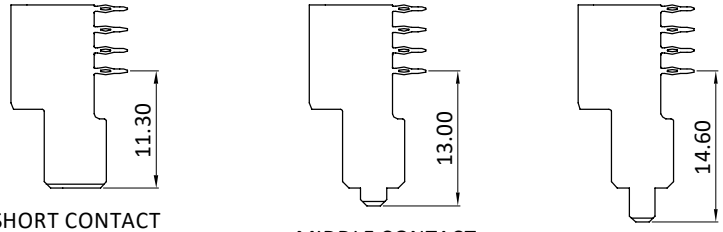

SHORT CONTACT

MIDDLE CONTACT

LONG CONTACT

PRINT CODE:

M- X X 3

MALE — CONTACT AREA PLATING — CONTACT TYPE — 3 PIN

CODE	MATERIAL	CONTACT PLATING
2	PHOSPHOR BRONZE	PdNi 29u" +Gold Flash
5	HIGH CURRENT COPPER ALLOY	PdNi 29u" +Gold Flash

MATERIALS (CONTACT)	CONTACT PLATING	CONTACT TYPE	POSITIONS LOADED WITH 10.90mm REF CONTACTS	POSITIONS LOADED WITH 9.30mm REF CONTACTS	POSITIONS LOADED WITH 7.60mm REF CONTACTS	NO OF LOADED POSITIONS	ASSY P/N
1	2	T	A	B	C	3	R-803M8122T0030
2	2	E	B	A,C	-	3	R-803M8122E0030
1	2	S	A,B	-	C	3	R-803M8112S0030
1	2	R	C	B	A	3	R-803M8112R0030
1	2	P	-	A,B	C	3	R-803M8112P0030
1	2	K	A	B	C	3	R-803M8112K0030
1	2	J	C	-	A,B	3	R-803M8112J0030
1	2	H	-	-	A-C	3	R-803M8112H0030
1	2	G	-	A,C	B	3	R-803M8112G0030
1	2	F	C	A	B	3	R-803M8112F0030
1	2	E	B	A,C	-	3	R-803M8112E0030
1	2	D	A	B,C	-	3	R-803M8112D0030
1	2	C	A,C	B	-	3	R-803M8112C0030
1	2	B	A-C	-	-	3	R-803M8112B0030
1	2	A	B	A	C	3	R-803M8112A0030

ENGINEERING ISSUE DATE 2020/09/10
NEXTRONICS CORPORATION
nextron
This file is automatically issued by EPDM and is not valid without the issue date

REV.	DESCRIPTION	DATE
D4	ADD NEW P/N	2020/09/10

UNITS: ■ mm □ inch

SIZE: A3

GENERAL TOLERANCE: (UNLESS SPECIFIED)

	mm	inch
4 PLACE	± **	±. **
3 PLACE	± 0.10	±. **
2 PLACE	± 0.15	±. **
1 PLACE	± 0.25	±. **
ANGLES	X°± 3°	

NAME: 2mm POWER 3P MALE ASSY.

PART NO: R-803M81***0030

APPD: Linson曾偉雄 2020/09/10

CHKD: Linson曾偉雄 2020/09/10

DRAW:

DESIGN: Yasuo黃建聰 2020/09/10

nextron NEXTRONICS ENGINEERING CORP.

TITLE: TICUSTOM DWG.

DWG NO: 010-0000-440 C

SCALE	SHEET	REV.
2/1	1/4	D4

CONFIDENTIAL: THIS DOCUMENT CONTAINED THE INFORMATION IS PROPRIETARY AND CONFIDENTIAL TO Nextronics Engineering Corp. NO PERSON IS ALLOWED TO USE COPY, PUBLISH OR OTHERWISE DISCLOSE THE INFORMATION TO OTHERS, UNLESS BY THE PRIOR WRITTEN EXPRESS AUTHORIZATION OF Nextronics Engineering Corp. (C)COPYRIGHT- Nextronics Engineering Corp.

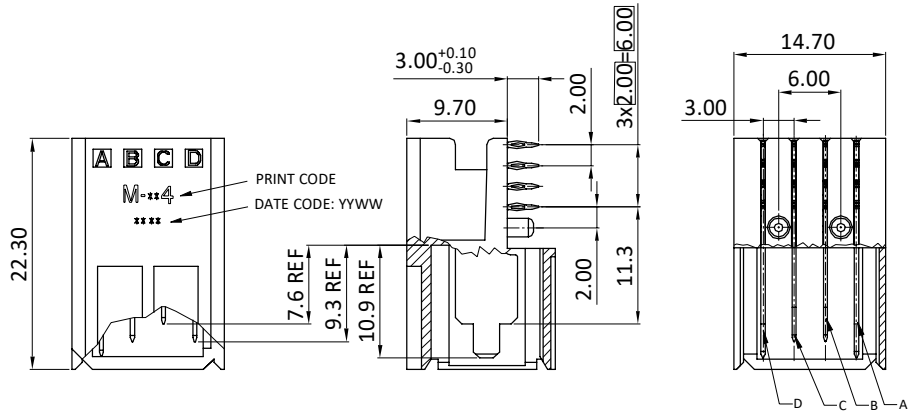

NOTE:
1. ALL DIMENSION ARE MM.
2. MATERIAL:
   HOUSING: THERMOPLASTIC,94V-0,GRAY
   CONTACT: PHOSPHOR BRONZE OR HIGH CURRENT COPPER ALLOY
3. FINISH:(1)GOLD OVER PdNi IN CONTACT AREA PLATED;
   MATTE TIN OVER NICKEL IN OTHER AREA PLATED.
   (2)GOLD IN CONTACT AREA PLATED;
   MATTE TIN OVER NICKEL IN OTHER AREA PLATED.
4. PCB BOARD DIAMETER ∅0.60±0.05MM,THICKNESS: 3.0mm
5. RoHS DIRECTIVE COMPLIANCE.

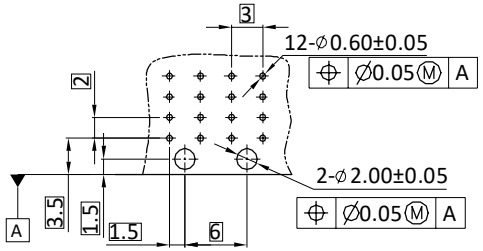

PCB. LAYOUT

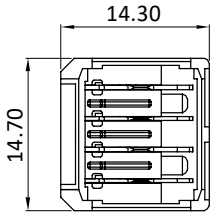

PART NUMBER:

R - 8 0 3 M 8 1 X X X 0 0 4 X

0=NEXTRON
E=EDAC

MATERIALS (CONTACT)	
1	PHOSPHOR BRONZE
2	HIGH CURRENT COPPER ALLOY

CONTACT PLATING	
1	Gold Flash
2	PaNi+Gold 30u"

Contact Type
See Table

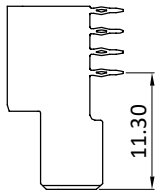

SHORT CONTACT

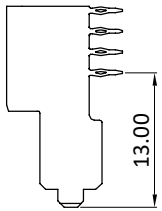

MIDDLE CONTACT

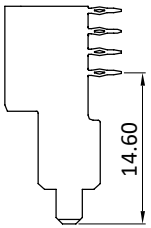

LONG CONTACT

PRINT CODE:

M - X X 4

MALE — 4 PIN

CONTACT AREA PLATING: — CONTACT TYPE

CODE	MATERIAL	CONTACT PLATING
2	PHOSPHOR BRONZE	PdNi 29u" +Gold Flash
5	HIGH CURRENT COPPER ALLOY	PdNi 29u" +Gold Flash

MATERIALS (CONTACT)	CONTACT PLATING	CONTACT TYPE	POSITIONS LOADED WITH 10.90mm REF CONTACTS	POSITIONS LOADED WITH 9.30mm REF CONTACTS	POSITIONS LOADED WITH 7.60mm REF CONTACTS	NO OF LOADED POSITIONS	ASSY P/N
1	2	8	B,C	A,D	-	4	R-803M811280040
1	2	7	A,C	B	D	4	R-803M811270040
1	2	6	C	B,D	C	4	R-803M811260040
1	2	5	-	A,D	B,C	4	R-803M811250040
1	2	4	A	B,C	D	4	R-803M811240040
1	2	3	A	C	B,D	4	R-803M811230040
1	2	2	C	B	A,D	4	R-803M811220040
1	2	1	A,B,C,D	-	-	4	R-803M811210040

NEXTRONICS ENGINEERING CORPORATION
ISSUE DATE 2020/09/10
nextron
This file is automatically issued by EPDM and is not valid without the issue date

REV.	DESCRIPTION	DATE
D4	ADD NEW P/N	2020/09/10

UNITS: ■ mm □ inch

SIZE: A3

GENERAL TOLERANCE: (UNLESS SPECIFIED)

	mm	inch
4 PLACE	± **	±. **
3 PLACE	± 0.10	±. **
2 PLACE	± 0.15	±. **
1 PLACE	± 0.25	±. **
ANGLES	X°± 3°	

NAME: 2mm POWER 4P MALE ASSY.

nextron NEXTRONICS ENGINEERING CORP.

PART NO: R-803M81***0040

TITLE: TICUSTOM DWG.

APPD: Linson曾偉雄 2020/09/10

CHKD: Linson曾偉雄 2020/09/10

DRAW:

DESIGN: Yasuo黃建聰 2020/09/10

DWG NO: 010-0000-440 C

SCALE	SHEET	REV.
2/1	2/4	D4

CONFIDENTIAL: THIS DOCUMENT CONTAINED THE INFORMATION IS PROPRIETARY AND CONFIDENTIAL TO Nextronics Engineering Corp. NO PERSON IS ALLOWED TO USE COPY, PUBLISH OR OTHERWISE DISCLOSE THE INFORMATION TO OTHERS, UNLESS BY THE PRIOR WRITTEN EXPRESS AUTHORIZATION OF Nextronics Engineering Corp. (C)COPYRIGHT- Nextronics Engineering Corp.

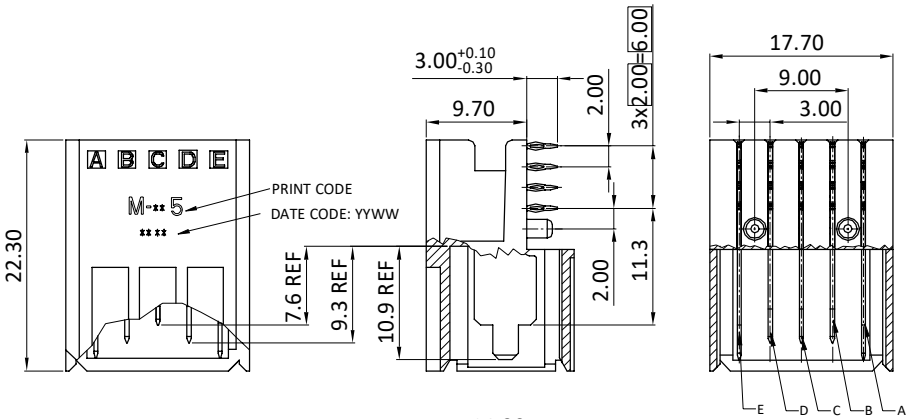

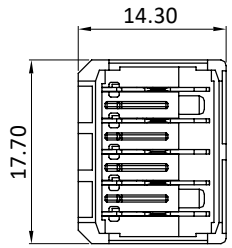

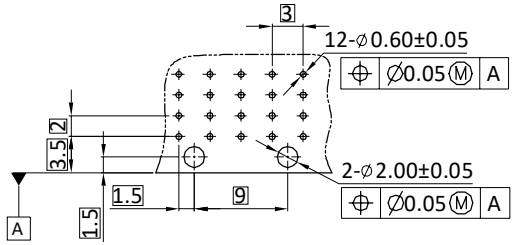

PCB. LAYOUT

NOTE:
1. ALL DIMENSION ARE MM.
2. MATERIAL:
   HOUSING: THERMOPLASTIC,94V-0,GRAY
   CONTACT: PHOSPHOR BRONZE OR HIGH CURRENT COPPER ALLOY
3. FINISH:(1)GOLD OVER PdNi IN CONTACT AREA PLATED;
   MATTE TIN OVER NICKEL IN OTHER AREA PLATED.
   (2)GOLD IN CONTACT AREA PLATED;
   MATTE TIN OVER NICKEL IN OTHER AREA PLATED.
4. PCB BOARD DIAMETER ⌀0.60±0.05MM,THICKNESS: 3.0mm
5. RoHS DIRECTIVE COMPLIANCE.
   PART NUMBER:

R - 8 0 3 M 8 1 X X X 0 0 5 X

0=NEXTRON
E=EDAC

MATERIALS (CONTACT)	
1	PHOSPHOR BRONZE
2	HIGH CURRENT COPPER ALLOY

CONTACT PLATING	
1	Gold Flash
2	PaNi+Gold 30u"

Contact Type
See Table

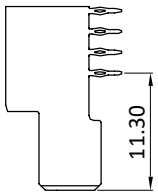

SHORT CONTACT

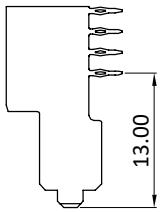

MIDDLE CONTACT

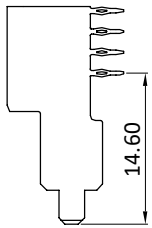

LONG CONTACT

MATERIALS (CONTACT)	CONTACT PLATING	CONTACT TYPE	POSITIONS LOADED WITH 10.90mm REF CONTACTS	POSITIONS LOADED WITH 9.30mm REF CONTACTS	POSITIONS LOADED WITH 7.60mm REF CONTACTS	NO OF LOADED POSITIONS	ASSY P/N
1	2	P	B,D	C	A,E	5	R-803M8112P0050
1	2	H	C	A,B,D,E	-	5	R-803M8112H0050
1	2	N	A	B-E	-	5	R-803M8112N0050
1	2	M	E	A-D	-	5	R-803M8112M0050
1	2	L	A,E	-	-	5	R-803M8112L0050

D4

PRINT CODE:

M - X X 5

MALE — 5 PIN

CONTACT AREA PLATING: — CONTACT TYPE

CODE	MATERIAL	CONTACT PLATING
2	PHOSPHOR BRONZE	PdNi 29u" +Gold Flash
5	HIGH CURRENT COPPER ALLOY	PdNi 29u" +Gold Flash

ENGINEERING ISSUE DATE 2020/09/10
NEXTRONICS CORPORATION
nextron
This file is automatically issued by EPDM and is not valid without the issue date

REV.	DESCRIPTION	DATE
D4	ADD NEW P/N D4-F1	2020/09/10

UNITS: ■ mm □ inch

SIZE: A3

GENERAL TOLERANCE: (UNLESS SPECIFIED)

	mm	inch
4 PLACE	± **	±. **
3 PLACE	± 0.10	±. **
2 PLACE	± 0.15	±. **
1 PLACE	± 0.25	±. **
ANGLES	X°± 3°	

NAME: 2mm POWER 5P MALE ASSY.

PART NO: R-803M81***0050

APPD: Linson曾偉雄 2020/09/10

CHKD: Linson曾偉雄 2020/09/10

DRAW:

DESIGN: Yasuo黃建聰 2020/09/10

nextron NEXTRONICS ENGINEERING CORP.

TITLE: TICUSTOM DWG.

DWG NO: 010-0000-440 C

SCALE	SHEET	REV.
2/1	3/4	D4

CONFIDENTIAL: THIS DOCUMENT CONTAINED THE INFORMATION IS PROPRIETARY AND CONFIDENTIAL TO Nextronics Engineering Corp. NO PERSON IS ALLOWED TO USE COPY, PUBLISH OR OTHERWISE DISCLOSE THE INFORMATION TO OTHERS, UNLESS BY THE PRIOR WRITTEN EXPRESS AUTHORIZATION OF Nextronics Engineering Corp. (C)COPYRIGHT- Nextronics Engineering Corp.

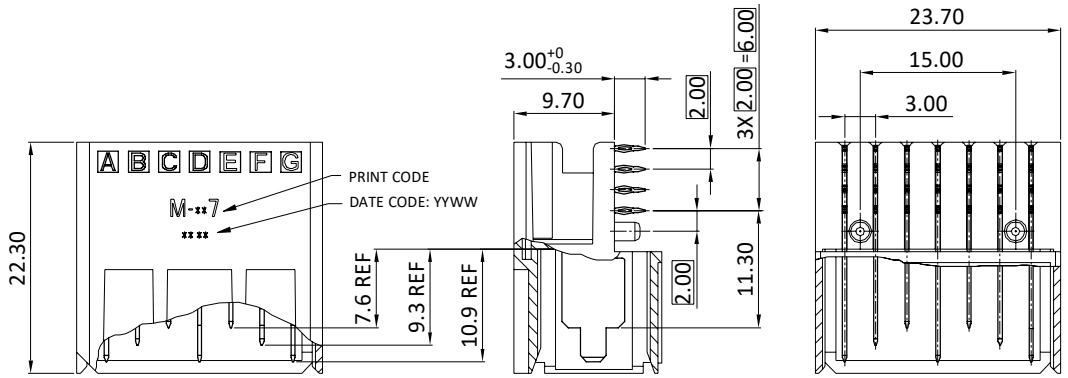

NOTE:
1. ALL DIMENSION ARE MM.
2. MATERIAL:
   HOUSING: THERMOPLASTIC,94V-0,GRAY
   CONTACT: PHOSPHOR BRONZE OR HIGH CURRENT COPPER ALLOY
3. FINISH:(1)GOLD OVER PdNi IN CONTACT AREA PLATED;
   MATTE TIN OVER NICKEL IN OTHER AREA PLATED.
   (2)GOLD IN CONTACT AREA PLATED;
   MATTE TIN OVER NICKEL IN OTHER AREA PLATED.
4. PCB BOARD DIAMETER ∅0.60±0.05MM,THICKNESS: 3.0mm
5. RoHS DIRECTIVE COMPLIANCE.

PART NUMBER:

R - 8 0 3 M 8 1 X X X 0 0 7 X

0=NEXTRON
E=EDAC

MATERIALS (CONTACT)	
1	PHOSPHOR BRONZE
2	HIGH CURRENT COPPER ALLOY

CONTACT PLATING	
1	Gold Flash
2	PaNi+Gold 30u"
3	Gold 50u"

Contact Type
See Table

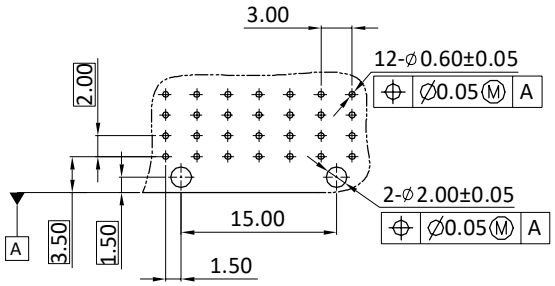

PCB. LAYOUT

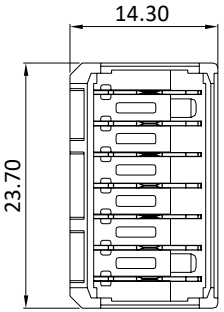

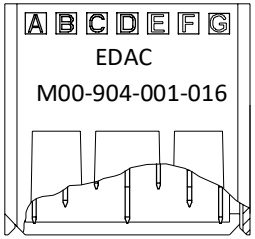

R-803M81***007E VIEW

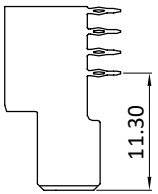

SHORT CONTACT

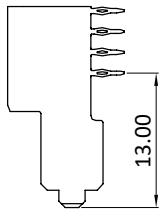

MIDDLE CONTACT

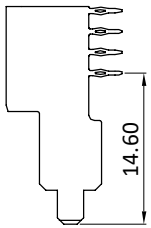

LONG CONTACT

MATERIALS (CONTACT)	CONTACT PLATING	CONTACT TYPE	POSITIONS LOADED WITH 10.90mm REF CONTACTS	POSITIONS LOADED WITH 9.30mm REF CONTACTS	POSITIONS LOADED WITH 7.60mm REF CONTACTS	NO OF LOADED POSITIONS	ASSY P/N
2	3	P	F,G	A,B	C,D,E	7	R-803M8123P007E
2	3	P	F,G	A,B	C,D,E	7	R-803M8123P0070
1	2	M	A,D,G	-	B,C,E,F	7	R-803M8112M0070
1	2	L	A,B,C,D,E,F,G	-	-	7	R-803M8112L0070
1	2	K	-	A,B,C,D,E,F,G	-	7	R-803M8112K0070

PRINT CODE:

M- X X 7

MALE — 7 PIN

CONTACT AREA PLATING: — CONTACT TYPE

CODE	MATERIAL	CONTACT PLATING
2	PHOSPHOR BRONZE	PdNi 29u" +Gold Flash
5	HIGH CURRENT COPPER ALLOY	PdNi 29u" +Gold Flash

ENGINEERING ISSUE DATE 2020/09/10
NEXTRONICS CORPORATION
nextron
This file is automatically issued by EPDM and is not valid without the issue date

REV.	DESCRIPTION	DATE
D4	ADD NEW P/N	2020/09/10

UNITS: ■ mm □ inch

SIZE: A3

GENERAL TOLERANCE: (UNLESS SPECIFIED)

	mm	inch
4 PLACE	± **	±. **
3 PLACE	± 0.10	±. **
2 PLACE	± 0.15	±. **
1 PLACE	± 0.25	±. **
ANGLES	X°± 3°	

NAME: 2mm POWER 7P MALE ASSY.

PART NO: R-803M81***0070

APPD: Linson曾偉雄 2020/09/10

CHKD: Linson曾偉雄 2020/09/10

DRAW:

DESIGN: Yasuo黃建聰 2020/09/10

nextron NEXTRONICS ENGINEERING CORP.

TITLE: TICUSTOM DWG.

DWG NO: 010-0000-440 C

SCALE	SHEET	REV.
2/1	4/4	D4

CONFIDENTIAL: THIS DOCUMENT CONTAINED THE INFORMATION IS PROPRIETARY AND CONFIDENTIAL TO Nextronics Engineering Corp. NO PERSON IS ALLOWED TO USE COPY, PUBLISH OR OTHERWISE DISCLOSE THE INFORMATION TO OTHERS, UNLESS BY THE PRIOR WRITTEN EXPRESS AUTHORIZATION OF Nextronics Engineering Corp. (C)COPYRIGHT- Nextronics Engineering Corp.